

# MODEL S6452 STRAIGHT BLADE LOUVER

## PERFORMANCE

Louver Type	Mullion or Continuous Line Construction
Louver Depth	6" (152 mm)
Blade Angle	45°
Free Area – 4'x4' Unit	7.44 sq.ft. (0.692 m <sup>2</sup> )
Percentage Free Area	46.5%

## ABBREVIATED SPECIFICATION

Where indicated on drawings, supply and install 6" (152 mm) deep straight blade louver Model S6452. Submit all details to consultant for approval prior to fabrication. Head, sill, jambs and mullions shall have a minimum thickness of 0.090" (2.3 mm) 6063-T5 aluminum alloy.


Blades shall be continuous, 0.090" (2.3 mm) 6063-T5 aluminum alloy. Louvers shall be supplied with a 1/2" (12 mm), 19 gauge (1 mm) welded and regalvanized wire mesh in a mill finish, aluminum frame. Fasteners shall be standard zinc plated steel or stainless steel.

Materials Manufacturer: Ten Plus Architectural Products Ltd., 26 - 6535 Millcreek Drive, Mississauga, Ontario, Canada, L5N 2M2; Phone: (866) 884-0717; Email: info@tenplus-online.com; URL: www.tenplus-online.com

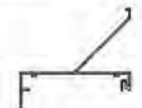
Structural supports shall be designed and furnished by the louver manufacturer to support a wind load of 20 psf (955 Pa), unless specified otherwise. Any louver opening greater than 10' (3 m) high, will require a horizontal girt, at mid span by others.

Louvers shall be fabricated with mill finish aluminum and the finish shall be applied after assembly. Select desired finish from the following:

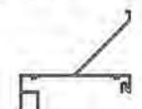
For superior performance, 3 coat PVDF system including a thermal setting application of 70% fluoropolymer resin. OR High performance 2 coat, PVDF system including a thermal setting application of 70% fluoropolymer resin. OR Pigmented Organic Thermal Setting Finish 1 coat system meeting or exceeding AAMA 2603. OR (Color Anodize) Ensure aluminum finish is colour anodized in accordance with Aluminum Association Finish Designation AA-M12C22A44, Class I, minimum 0.018 mm (0.7 mils) thick finish. Color to be selected by consultant. OR (Clear Anodize) Ensure aluminum finish is clear anodized in accordance with Aluminum Association Finish Designation AA-M12C22A41, Class I, minimum 0.018 mm (0.7 mils) thick for exterior applications and AA-12C22A31, Class II, minimum 0.01 mm (0.4 mils) thick for interior applications.



VERTICAL SECTION



FLANGE FRAME  
OPTIONAL



GLAZING FRAME  
OPTIONAL



FREE AREA CHART

		Louver Width				
		12	24	36	48	60
inches						
mm		305	610	914	1219	1524
Free Area - Square Feet / Square Meters						
Louver Height	12	0.14	0.32	0.49	0.66	0.83
	305	0.01	0.03	0.05	0.06	0.08
	24	0.72	1.59	2.45	3.31	4.18
	610	0.07	0.15	0.23	0.31	0.39
	36	1.04	2.29	3.54	4.79	6.04
	914	0.10	0.21	0.33	0.44	0.56
	48	1.62	3.56	5.50	7.44	9.38
	1219	0.15	0.33	0.51	0.69	0.87
	60	1.94	4.26	6.59	8.92	11.24
	1524	0.18	0.40	0.61	0.83	1.04
	72	2.52	5.53	8.55	11.57	14.59
	1829	0.23	0.51	0.79	1.08	1.36
	84	2.84	6.24	9.64	13.04	16.45
	2134	0.26	0.58	0.90	1.21	1.53
	96	3.16	6.94	10.73	14.52	18.30
	2438	0.29	0.65	1.00	1.35	1.70
108	3.73	8.21	12.69	17.17	21.65	
2743	0.35	0.76	1.18	1.60	2.01	
120	4.05	8.92	13.78	18.64	23.51	
3048	0.38	0.83	1.28	1.73	2.18	
132	4.63	10.19	15.74	21.30	26.85	
3353	0.43	0.95	1.46	1.98	2.50	
144	4.95	10.89	16.83	22.77	28.71	
3658	0.46	1.01	1.56	2.12	2.67	