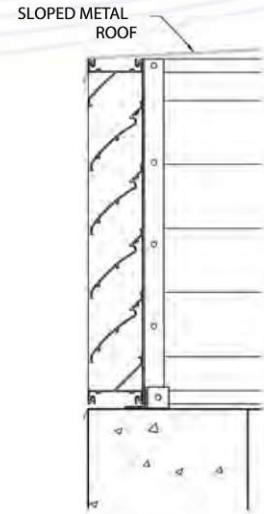


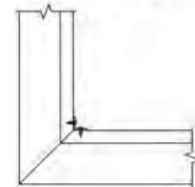
# MODEL H4451 STORM BLADE LOUVERED PENTHOUSE

## PERFORMANCE

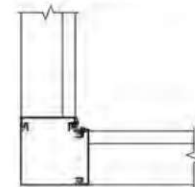
Performance Rating Standard	AMCA Standard 500L
Louver Type	Mullion or Continuous Line Construction
Louver Depth	4" (102 mm)
Blade Angle	45°
Free Area – 4'x4' Unit	8.12 sq.ft. (0.755 m <sup>2</sup> )
Percentage Free Area	51%
Free Area Velocity at Beginning Point of Water Penetration ( 0.01 oz / ft <sup>2</sup> )	658 FPM (3.34 m/s)
Air Volume at Beginning Point of Water Penetration 4' x 4' Unit ( test duration of 15 minutes)	5343 CFM (2.52 m <sup>3</sup> /s)
Pressure Drop at Beginning Point of Water Penetration	.077 in. H <sub>2</sub> O (19.18 Pa)
Notes	Tested without bird screens



Model H4451 shown.  
Also available with other blade profiles.  
Call us for assistance.



MITERED CORNER PLAN



BOXED CORNER PLAN

## ABBREVIATED SPECIFICATION

Where indicated on drawings, supply and install 4" (102 mm) deep storm blade, louvered penthouse Model P4451. Submit all details to consultant for approval prior to fabrication. Head, sill, jambs and mullions shall have a minimum thickness of 0.080" (2.0 mm) 6063-T5 aluminum alloy.

Blades shall be continuous, 0.080" (2.0 mm) 6063-T5 aluminum alloy with a storm hook design. Louvers shall be supplied with a 1/2" (12 mm), 19 gauge (1 mm) welded and regalvanized wire mesh in a mill finish, aluminum frame. Fasteners shall be standard zinc plated steel or stainless steel.

Materials Manufacturer: Ten Plus Architectural Products Ltd., 26 - 6535 Millcreek Drive, Mississauga, Ontario, Canada, L5N 2M2; Phone: (866) 884-0717; Email: info@tenplus-online.com; URL: www.tenplus-online.com

Structural supports shall be designed and furnished by the louver manufacturer to support a wind load of 20 psf (958Pa), unless specified otherwise. Any louver opening greater than 10' (3 m) high, will require a horizontal girt, at mid span by others.

The louver manufacturer shall submit data, on a 4' x 4' (1.2 x 1.2 m) unit, showing that the louver performs to the following criteria, based on tests & procedures performed in accordance with the AMCA Publication 511, and comply with the "Certified Ratings Program" licensed to bear the AMCA seal:

- Free area = 8.12 sq. ft. (0.755 m<sup>2</sup>)
- Free area velocity at point of beginning water penetration = 658 FPM (3.34 m/s)
- Intake pressure drop at beginning point of water penetration = 0.077 in. H<sub>2</sub>O (19.18 Pa)

Louvers shall be fabricated with mill finish aluminum and the finish shall be applied after assembly. Select desired finish from the following:

For superior performance, 3 coat PVDF system including a thermal setting application of 70% fluoropolymer resin. OR High performance 2 coat, PVDF system including a thermal setting application of 70% fluoropolymer resin. OR Pigmented Organic Thermal Setting Finish 1 coat system meeting or exceeding AAMA 2603. OR (Color Anodize) Ensure aluminum finish is colour anodized in accordance with Aluminum Association Finish Designation AA-M12C22A44, Class I, minimum 0.018 mm (0.7 mils) thick finish. Color to be selected by consultant. OR (Clear Anodize) Ensure aluminum finish is clear anodized in accordance with Aluminum Association Finish Designation AA-M12C22A41, Class I, minimum 0.018 mm (0.7 mils) thick for exterior applications and AA-12C22A31, Class II, minimum 0.01 mm (0.4 mils) thick for interior applications.



Ten Plus Architectural Products Ltd. certifies that louver model H4451 shown herein is licensed to bear the AMCA seal. The ratings shown are based on tests and procedures performed in accordance with AMCA Publication 511 and comply with the requirements of the AMCA Certified Ratings Program. The AMCA Certified Ratings Seal applies only to Air Performance, Water Penetration ratings.

Submittal H4451 January 12, 2013  
© Copyright 2013 Ten Plus Architectural Products Ltd.

Ten Plus Architectural Products Ltd. reserves the right to make design changes or to withdraw product without notice.